


Fiber-Coupled Diode Laser Module

878.6 nm, 65 W, VBG,
Conduction-Cooled, Single Emitter-Based



OPTICAL PARAMETERS ¹	15F-HS13.3
Center Wavelength Range ³ (nm)	878.6
Center Wavelength Tolerance ³ (nm)	±0.6
Output Power ² (W)	65
Spectral Width (90% power content) (nm)	<1
Wavelength Temp. Coefficient (nm/°C)	0.01
Slope Efficiency (W/A)	>5
Numerical Aperture (NA)	>90% (typ. 95%) in 0.15
FIBER PARAMETERS ⁵	
Fiber Core Diameter (µm)	200 ±5
Fiber Clad Diameter (µm)	280 ±6
Fiber Coating Diameter (µm)	450 ±30
Fiber Loose Tubing Diameter (mm)	2.2
Numerical Aperture ³ (NA)	0.22 ±0.02
Fiber Length (m)	1.5
Fiber Termination	SMA905
ELECTRICAL PARAMETERS ¹	
Power Conversion Efficiency (%)	>45% (typ. 50%)
Threshold Current (I _{TH}) (A)	<2
Operating Current (I _{OP}) (A)	<14 (typ. 12)
Operating Voltage (V _{OP}) (V) max.	12
THERMAL PARAMETERS	
Operating Temperature Range ^{3,4} (°C)	+20 to +30
Storage Temperature Range ⁴ (°C)	0 to +55
Recommended Heatsink Capacity (W)	85
Maximum Soldering Temperature for Electrical Leads (°C)	320
Maximum Soldering Time per Lead (s)	10

¹ Data at 25°C base plate temperature.

² Reduced lifetime if used above nominal operating conditions.


³ Others available upon request.

⁴ A non-condensing environment is required for storage and operation below the ambient dew point.

⁵ Non-detachable fiber.

Fiber-Coupled Diode Laser Module

885 nm, 65 W, VBG,
Conduction-Cooled, Single Emitter-Based



OPTICAL PARAMETERS ¹	I5F-HS13.3
Center Wavelength Range ³ (nm)	885
Center Wavelength Tolerance ³ (nm)	±0.6
Output Power ² (W)	65
Spectral Width (90% power content) (nm)	<1
Wavelength Temp. Coefficient (nm/°C)	0.01
Slope Efficiency (W/A)	>5
Numerical Aperture (NA)	>90% (typ. 95%) in 0.15
FIBER PARAMETERS ⁵	
Fiber Core Diameter (μm)	200 ±5
Fiber Clad Diameter (μm)	280 ±6
Fiber Coating Diameter (μm)	450 ±30
Fiber Loose Tubing Diameter (mm)	2.2
Numerical Aperture ³ (NA)	0.22 ±0.02
Fiber Length (m)	1.5
Fiber Termination	SMA905
ELECTRICAL PARAMETERS ¹	
Power Conversion Efficiency (%)	>45% (typ. 50%)
Threshold Current (I _{TH}) (A)	<2
Operating Current (I _{OP}) (A)	<14 (typ. 12)
Operating Voltage (V _{OP}) (V) max.	12
THERMAL PARAMETERS	
Operating Temperature Range ^{3,4} (°C)	+20 to +30
Storage Temperature Range ⁴ (°C)	0 to +55
Recommended Heatsink Capacity (W)	85
Maximum Soldering Temperature for Electrical Leads (°C)	320
Maximum Soldering Time per Lead (s)	10

¹ Data at 25°C base plate temperature.

² Reduced lifetime if used above nominal operating conditions.


³ Others available upon request.

⁴ A non-condensing environment is required for storage and operation below the ambient dew point.

⁵ Non-detachable fiber.

Fiber-Coupled Diode Laser Module

888 nm, 65 W, VBG,
Conduction-Cooled, Single Emitter-Based



OPTICAL PARAMETERS ¹	15F-HS13.3
Center Wavelength Range ³ (nm)	888
Center Wavelength Tolerance ³ (nm)	±0.6
Output Power ² (W)	65
Spectral Width (90% power content) (nm)	<1
Wavelength Temp. Coefficient (nm/°C)	0.01
Slope Efficiency (W/A)	>5
Numerical Aperture (NA)	>90% (typ. 95%) in 0.15
FIBER PARAMETERS ⁵	
Fiber Core Diameter (µm)	200 ±5
Fiber Clad Diameter (µm)	280 ±6
Fiber Coating Diameter (µm)	450 ±30
Fiber Loose Tubing Diameter (mm)	2.2
Numerical Aperture ³ (NA)	0.22 ±0.02
Fiber Length (m)	1.5
Fiber Termination	SMA905
ELECTRICAL PARAMETERS ¹	
Power Conversion Efficiency (%)	>45% (typ. 50%)
Threshold Current (I _{TH}) (A)	<2
Operating Current (I _{OP}) (A)	<14 (typ. 12)
Operating Voltage (V _{OP}) (V) max.	12
THERMAL PARAMETERS	
Operating Temperature Range ^{3,4} (°C)	+20 to +30
Storage Temperature Range ⁴ (°C)	0 to +55
Recommended Heatsink Capacity (W)	85
Maximum Soldering Temperature for Electrical Leads (°C)	320
Maximum Soldering Time per Lead (s)	10

¹ Data at 25°C base plate temperature.

² Reduced lifetime if used above nominal operating conditions.

³ Others available upon request.

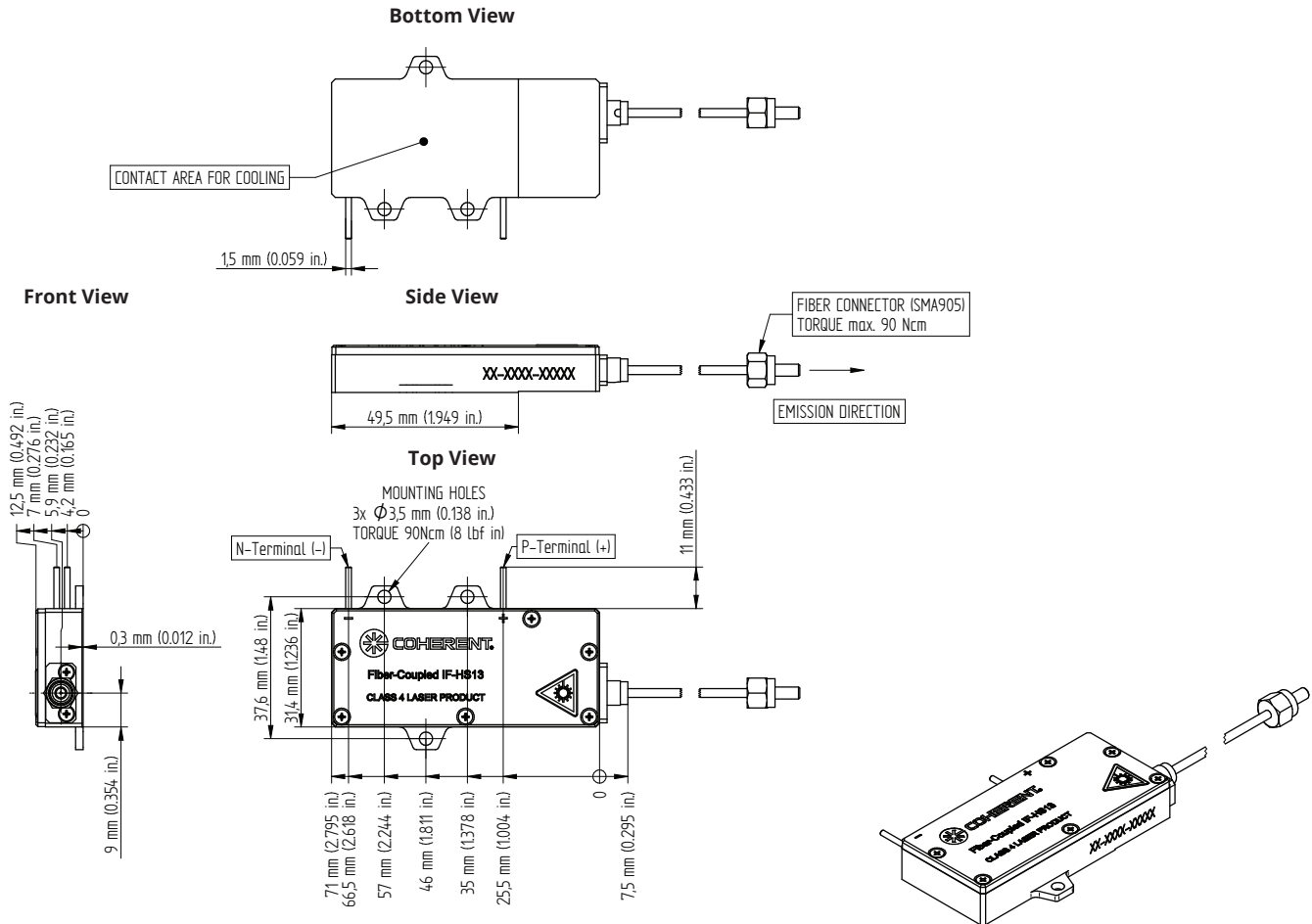
⁴ A non-condensing environment is required for storage and operation below the ambient dew point.

⁵ Non-detachable fiber.

MECHANICAL SPECIFICATIONS

VBG, Conduction-Cooled, Single Emitter-Based Fiber-Coupled Diode Laser Module

15F-HS13



株式会社ルクスレイ URL: <http://www.LxRay.jp> E-mail: info@LxRay.jp
 関西本社 〒663-8113 兵庫県西宮市甲子園口3-28-22 TEL: 0798-31-0500, FAX: 0798-31-0505
 東京事務所 〒113-0033 東京都文京区本郷2-11-6 第1谷ロビル1F TEL: 03-3868-0200, FAX: 03-6912-6394

Coherent, Inc.,
 5100 Patrick Henry Drive Santa Clara, CA 95054
 p. (800) 527-3786 | (408) 764-4983
 f. (408) 764-4646

tech.sales@Coherent.com www.Coherent.com

Coherent follows a policy of continuous product improvement. Specifications are subject to change without notice.

All rights reserved. For handling precautions, please reference the general handling instruction manual.
 For full details, please visit www.coherent.com or contact your local Sales Representative.
 MC-102020 Copyright ©2020 Coherent, Inc.



Visible / invisible laser radiation.
 Avoid eye or skin exposure to
 direct or scattered radiation!
 Class 4 Laser product
 IEC 60825-1:2014